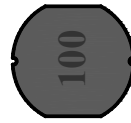
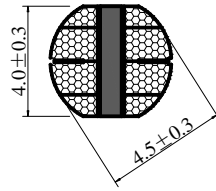


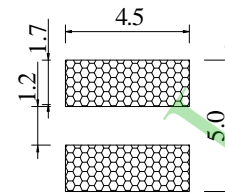
Inductance Range: 2.2μH~270μH  
 Temperature Range: -40℃~+125℃

PD42-Series

### DIMENSIONS(mm)



LAND PATTERNS(mm) CONSTRUCTION



Unshield



### FEATURES:

- ★Quantity / Reel: 2000pcs
- ★Small products, Round 4.5mm, Height 2.2mm Type.
- ★The use of carrier tape package for SMT reflow soldering process
- ★Widely use in DC-DC converter/LCD TV/Notebook/  
PDA/MP3 & MP4 player/Digital camera/DVD etc.
- ★Design to customer requirement

### RoHS Compliant(SGS CertifiPD Result)

Pb	Cd	Cr+6	PBBs	PBDEs
<1000ppm	ND	ND	ND	ND



### Electrical Characteristics:

Part Number	Test Condition	Inductance (μH)	Tolerance (%)	D.C.R(Ω) Max.	Rated Current(A)
PD42-2R2M	100KHz/0.3V	2.2	±20	0.09	1.54
PD42-3R3M	100KHz/0.3V	3.3	±20	0.11	1.28
PD42-4R7M	100KHz/0.3V	4.7	±20	0.13	1.10
PD42-6R8M	100KHz/0.3V	6.8	±20	0.15	0.87
PD42-8R2M	100KHz/0.3V	8.2	±20	0.17	0.82
PD42-100M	100KHz/0.3V	10.0	±20	0.19	0.75
PD42-120M	100KHz/0.3V	12.0	±20	0.21	0.69
PD42-150M	100KHz/0.3V	15.0	±20	0.23	0.62
PD42-180M	100KHz/0.3V	18.0	±20	0.31	0.55
PD42-220M	100KHz/0.3V	22.0	±20	0.35	0.50
PD42-270M	100KHz/0.3V	27.0	±20	0.39	0.48
PD42-330M	100KHz/0.3V	33.0	±20	0.45	0.43
PD42-470K,M	1KHz/0.3V	47.0	±10,±20	0.63	0.36
PD42-560K,M	1KHz/0.3V	56.0	±10,±20	0.70	0.34
PD42-680K,M	1KHz/0.3V	68.0	±10,±20	0.80	0.30
PD42-820K,M	1KHz/0.3V	82.0	±10,±20	1.05	0.29
PD42-101K,M	1KHz/0.3V	100.0	±10,±20	1.20	0.26
PD42-121K,M	1KHz/0.3V	120.0	±10,±20	1.60	0.24
PD42-151K,M	1KHz/0.3V	150.0	±10,±20	1.80	0.21
PD42-181K,M	1KHz/0.3V	180.0	±10,±20	2.10	0.20
PD42-221K,M	1KHz/0.3V	220.0	±10,±20	2.75	0.18
PD42-271K,M	1KHz/0.3V	270.0	±10,±20	3.60	0.16

- 1、Inductance is measured with a LCR meter:HP4284A & 3532-50 or equivalent.
- 2、D.C .R is measured with a Digital Multimeter TH2512B or equivalent.
- 3、Rated Current: The rated current is the current at which the inductance decreases by 25% from the initial value or the temperature rise is ΔT =40℃ ,whichever is smaller(Ta=20℃).